

SEX Subwoofers

OWNER'S MANUAL



BUILT FOR BRUTALITY!



Specifications

	SEX10	SEX12	SEX15
Electrical Q Value [Qes]	0.55	0.49	0.46
Mechanical Q Value [Qms]	4.3	4.5	4.4
Total Speaker Q Value [Qts]	0.19	0.44	0.42
Free Air Resonance [Fs], Hz	22.0	25.1	26.6
Equivalent Compliance [Vas], liters	209.0	72.9	31.0
One-Way, Linear Excursion [Xmax], mm	18.0	18.0	18.0
Efficiency [SPL 1W/1m], dB	88.0	86.1	83.2
Effective Piston Area [Sd], cm ²	810	480	310
DC Resistance Per Coil [Re], Ohm	2.8	2.8	2.8
Nominal Impedance(dual) [Znom]	2 or 4	2 or 4	2 or 4
Thermal Power Handling [Pe], Watts	600	600	600
Force Factor [Bl]	17.7	17.7	17.7



THANK YOU FOR CHOOSING REAUDIO!

Thank you for choosing RE products. It is our commitment to provide our valued customers with the best products in the mobile audio industry and we want to reaffirm that your satisfaction is our number one priority. You'll see our commitment to your satisfaction in our ongoing dedication to providing you with better products and services.

RE Audio was founded by audio enthusiasts for audio enthusiasts.

We understand the uses (and often abuses) in autosound and engineer products for the real world.

Our products have the finesse and sound quality to please the most discriminating audiophile, yet the durability to stand up to the extreme abuses of SPL competition. Here at RE, our passion drives us to design the products that we want to use.

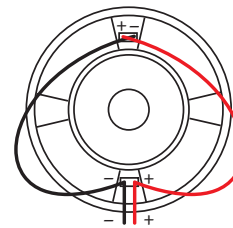
Again, we thank you for choosing RE Audio.

defining a new generation!™

TEAM
RE AUDIO



Wiring Diagram



The diagram shows subwoofers with dual 1, 2 or dual 4 Ω(Ohm) voice coils. Both coils must be connected to a source of amplification.

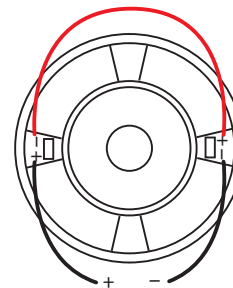
The dual 4 Ω woofer will provide a 2 Ω load wired in parallel or 8 Ω load wired in series.

PARALLEL WIRING

Impedance per Coil	1 Ω	2 Ω	4 Ω
Resulting Impedance	0.5 Ω	1 Ω	2 Ω

SERIES WIRING

Impedance per Coil	1 Ω	2 Ω	4 Ω
Resulting Impedance	2 Ω	4 Ω	8 Ω



Enclosure Info

(sealed enclosure application - moderate efficiency)

RE subwoofers perform well in any size sealed enclosure between Compact and Optimum volume recommendations. These systems will exhibit benefits of both designs: "Compact" produces high impact bass and "Optimum" generates greater low bass frequency extension.

	SEX10	SEX12	SEX15
Sealed (Compact), cubic feet	0.4	0.75	1.5
Sealed (Optimum), cubic feet	0.65	1.0	2.0

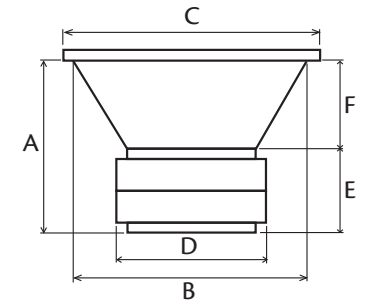
(ported enclosure application - high efficiency)

- The Compact design increases bass efficiency and fits in many space-limited applications. Although it is the smallest recommended ported enclosure, the output from 30 to 80 Hz will be considerably higher than that of any sealed box.
- The Optimum is the largest and most efficient enclosure design. It delivers the sonic output needed to win SPL competitions.

	SEX10	SEX12	SEX15
Ported (Compact), cubic feet	3.0+PD	1.5+PD	1.0+PD
Tuning, Hz	35	35	35
Ported (Optimum), cubic feet	4.0+PD	2.0+PD	1.25+PD
Tuning, Hz	34	33	34



Dimensions



	SEX10	SEX12	SEX15
Mounting Depth [A], inches	6.4	6.9	8.4
Mounting Hole Diameter [B], inches	9.3	11.2	14.0
Overall Diameter [C], inches	11.0	12.5	15.5
Bolt Hole Circle, inches	10.1	11.75	14.65
Motor Width [D], inches	7.3	7.3	7.3
Motor Depth [E], inches	3.4	3.44	3.6
Basket Depth [F], inches	2.94	3.46	4.8
Displacement, cubic feet	0.14	0.15	0.17
Weight, lb	21.0	21.5	23.5



Limited Warranty

RE Audio warrants all manufactured electronic products to be free from defects in material and workmanship for a period not to exceed ONE(1) YEAR from the date of purchase.

IMPORTANT WARRANTY NOTICE: RE Audio will only warrant and service products displaying valid RE Audio serial numbers. WARRANTY SERVICE WILL ONLY BE PERFORMED WHEN THE UNIT IS ACCOMPANIED BY A COPY OF THE ORIGINAL SALES RECEIPT FROM AN AUTHORIZED DEALER. All product returned to RE Audio for service MUST be accompanied by a Return Authorization Number; issued by RE Audio in advance of shipment. The Return Authorization Number must be clearly and conspicuously displayed on the shipping carton or RE Audio will refuse delivery.

For Return Authorization Numbers, first call your RE Audio dealer you purchased the products from. The dealer will help you to obtain Return Authorization Numbers.

This warranty extends only to the original purchaser and is not transferable. Defective equipment must be returned within the warranty period, freight prepaid, to the RE Audio Factory or an Authorized RE Audio Warranty Station.

This warranty covers only defects in materials and workmanship of manufactured electronic products(speakers).

Incidents of misuse, abuse, neglect, or unauthorized modification will not be covered within the terms of this warranty.



RE Audio reserves the right to refuse warranty service under such conditions.

RE Audio WILL NOT BE RESPONSIBLE FOR ANY DAMAGES, WHETHER INCIDENTAL OR CONSEQUENTIAL, RELATED TO THE USE OF THIS OR ANY OTHER PRODUCT BEARING OR SOLD UNDER THE RE Audio BRAND NAME. USE THIS PRODUCT AT YOUR OWN RISK. IMPROPER USE OF THIS PRODUCT CAN RESULT IN PROPERTY DAMAGE, BODILY HARM, AND OR OTHER DAMAGE. RE Audio ASSUMES NO RESPONSIBILITY FOR YOUR HEALTH OR SAFETY.



reaudio.com

